

Precalc Warm Up – 1/7/11

Name: _____

Period: _____

1) Consider the function $f(x) = 3^x$:

a. Find $f(2)$

b. Find $f(1)$

c. Find $f(0)$

d. Find $f(3)$

e. Find $f(-2)$

f. Find $f(-3)$

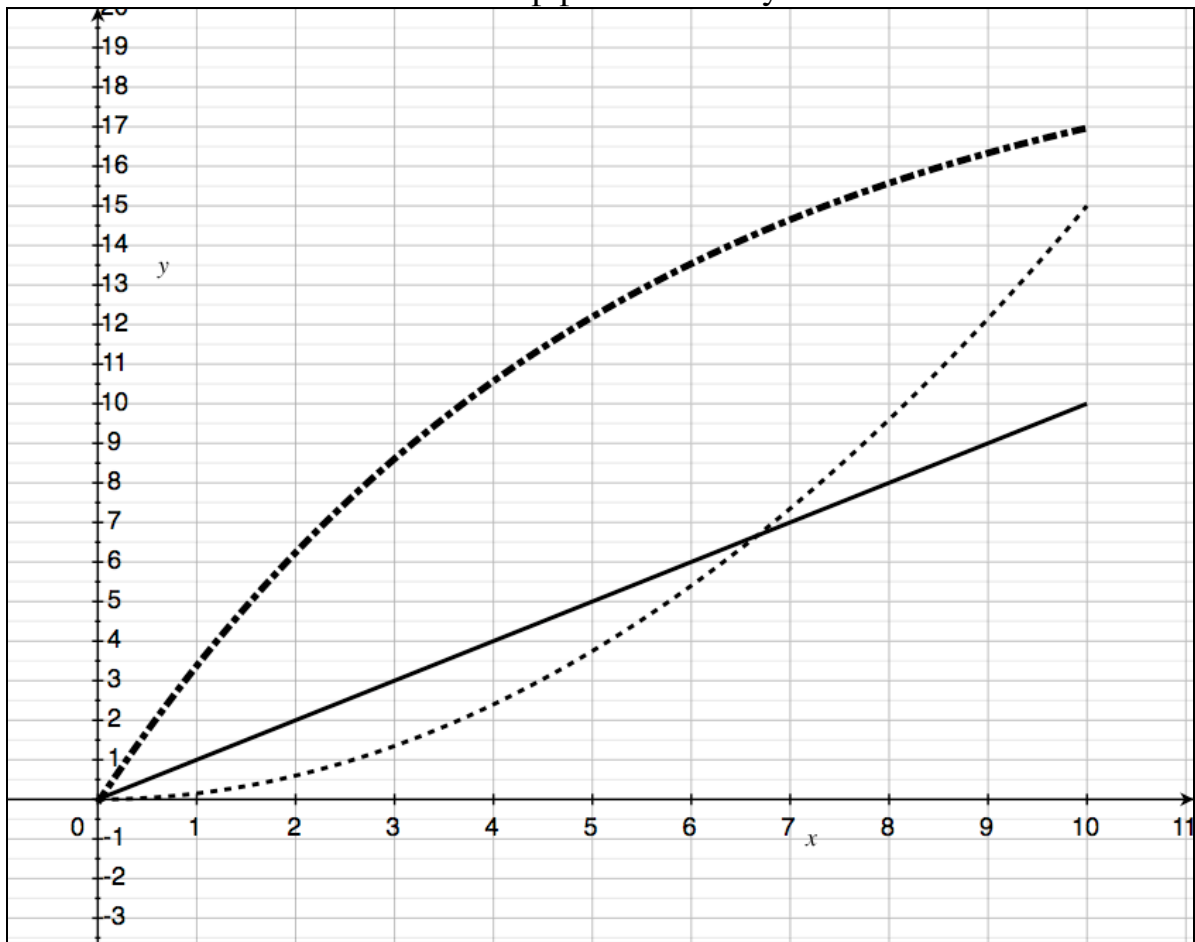
Precalc

Analyzing Graphs with Multiple Data Sets

Name: _____ Date: _____ Period: _____

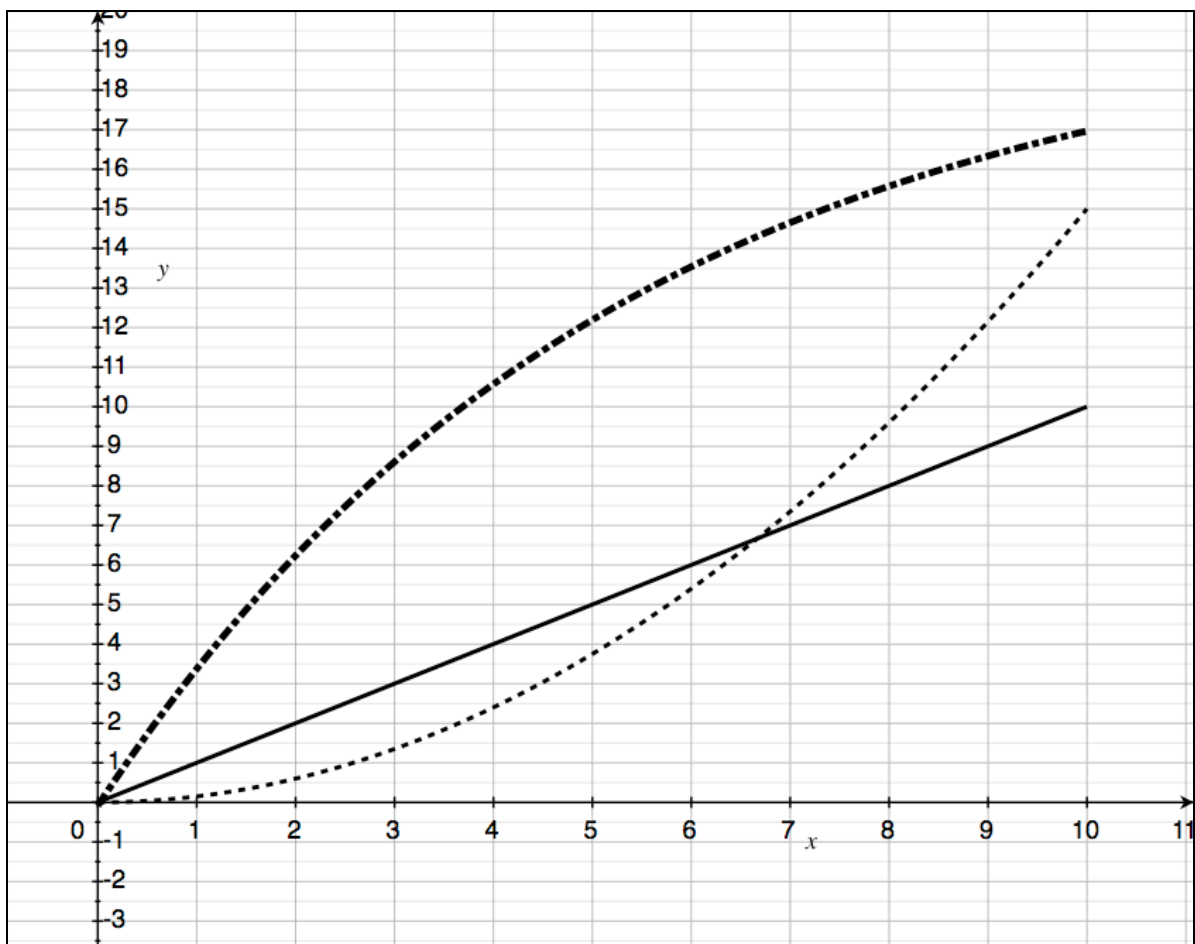
Students will be able to analyze graphs with multiple data sets.

Consider the following scenario: The senior team keeps track of the number of citizenship points that 3 seniors have over 10 days. They graph the day on the x-axis and the number of citizenship points on the y-axis.



Kinds of questions that we can ask:

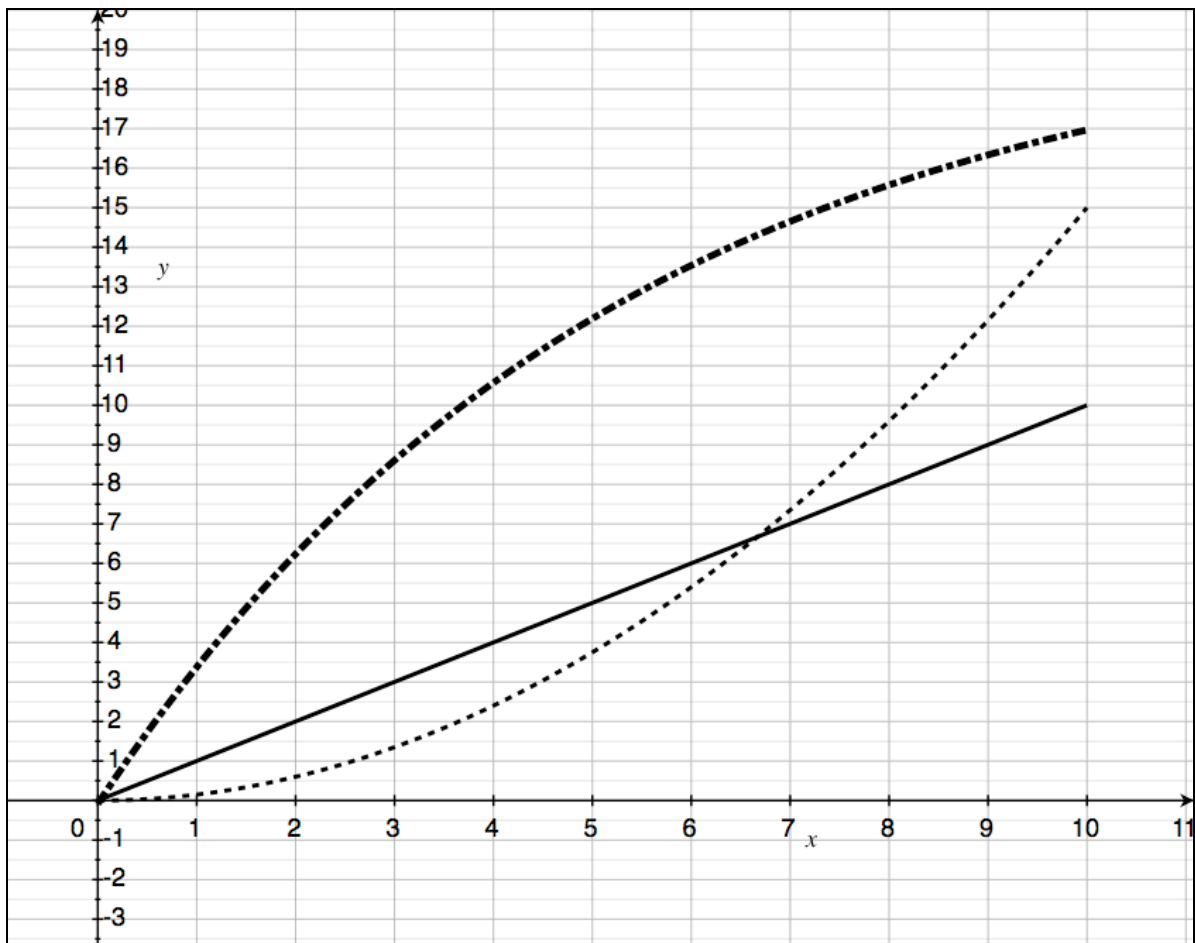
Evaluation questions



Solving questions

Rate questions

Practice:



How many citizenship points does each senior have on day 3?

Which senior has the fewest points on day 8? How many points does that senior have?

On which day do senior 1 and senior 2 have the same number of points?

Which senior earns points at the fastest average rate over the entire 10 days?
What is that average rate?

At what average rate does senior 2 earn citizenship points over the entire 10 days?

On which day does senior 3 have 12 citizenship points?

On which day do all three seniors have at least 8 points?

At what average rate does senior 3 earn citizenship points from day 5 to day 10?

Which senior earns points at the same rate every day?

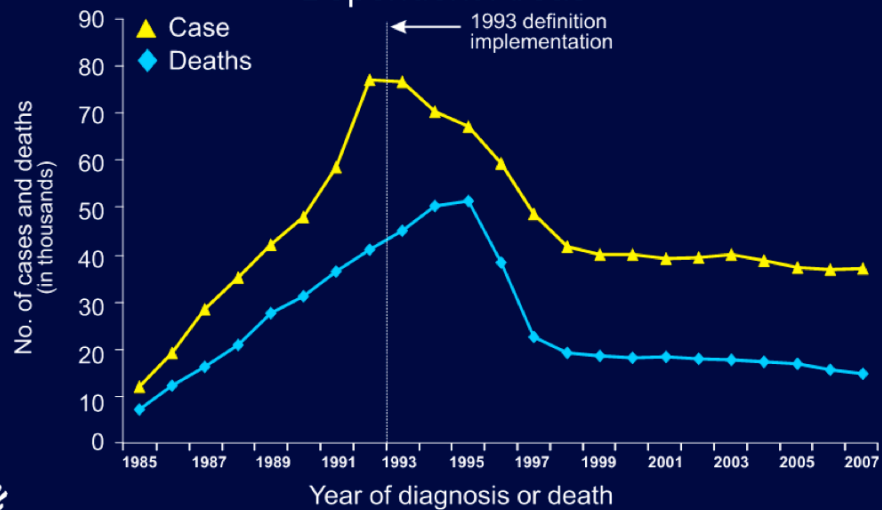
Which senior earns more points in the first 5 days than in the last 5 days?

Which senior earns fewer points in the first 5 days than in the last 5 days?

Which senior earns points at the greatest average rate from day 6 to day 10?
What is that rate?

Which senior earns points at the greatest average rate from day 1 to day 5?
What is that rate?

Estimated Numbers of AIDS Cases and Deaths among Adults and Adolescents with AIDS, 1985–2007—United States and Dependent Areas



Note. Data have been adjusted for reporting delays.



Precalc – Exit Slip – 1/7/11

Name:_____

Period:_____

- 1) Use the graph on AIDS cases in order to answer the following question:
 - a) Did AIDS cases or deaths grow at greater average rate from the year 1985 to the year 1992? (You must include you calculations for each rate in order to receive credit.)